

User Notes for the FIH Rules of Hockey Video Library

The Video Library is accessible via the following link: -
www.dartfish.tv/fih

Prerequisite

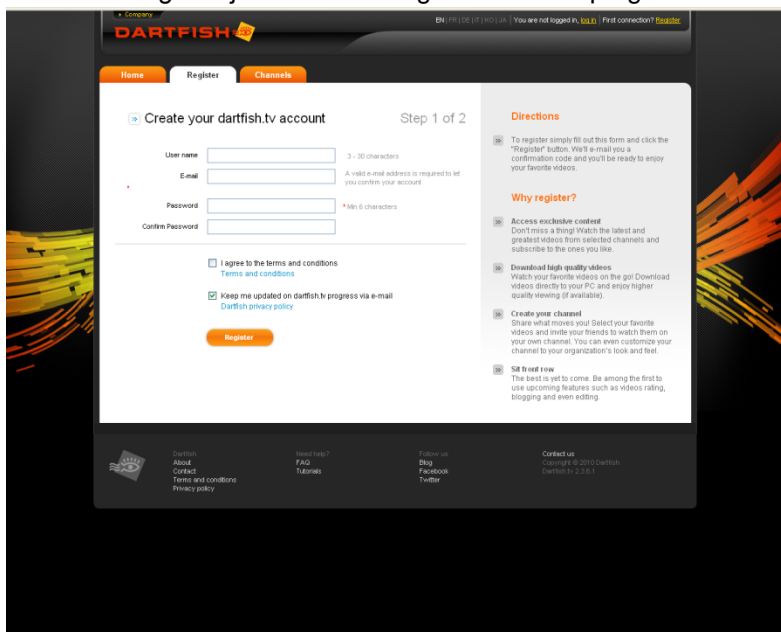
Dartfish requires Windows Silverlight to be installed on your computer. Several internet based applications require the operation of this free add-on, so it may well already be installed on your computer. In case that it is not, please just click on one of the clips in the collection and the system will guide you through the quick and easy installation process.

Registration

A registration is not required to browse the FIH Rules of Hockey Video Library. Users can click on the link www.dartfish.tv/fih and go straight to the home page which will show the most recent / most popular clips.

Registration will be required, however, if users wish to download the clips from the FIH Rules of Hockey Video Library to their own computers and to be updated when new clips are uploaded into the Library or if you wish to create their own list of favorite channels.

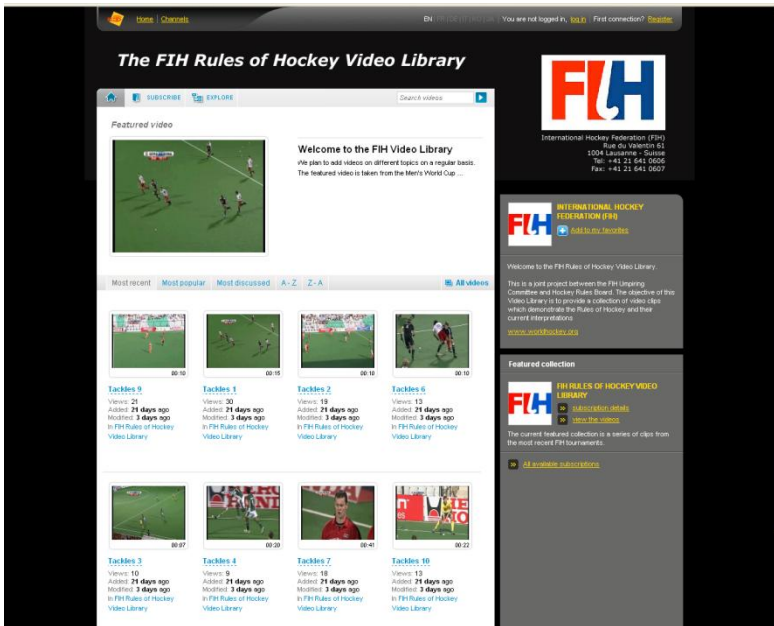
In order to register just click on 'Register' in the top right hand corner of the page and follow the instructions.



The screenshot shows the registration page for Dartfish. At the top, there are navigation tabs for 'Home', 'Register', and 'Channels'. The main heading is 'Create your dartfish.tv account' with a sub-heading 'Step 1 of 2'. The form includes fields for 'User name' (3-30 characters), 'Email' (a valid e-mail address is required to be able to confirm your account), 'Password' (Min 6 characters), and 'Confirm Password'. There are two checkboxes: 'I agree to the terms and conditions' (with a link to 'Terms and conditions') and 'Keep me updated on dartfish.tv progress via e-mail' (with a link to 'Dartfish privacy policy'). A 'Register' button is located below the form. To the right of the form, there is a 'Directions' section with a list of benefits for registering, such as 'Access exclusive content', 'Download high quality videos', 'Create your channel', and 'Be first to see'. At the bottom of the page, there are links for 'About', 'Contact', 'Terms and conditions', 'Privacy policy', 'FAQ', 'Help', 'Follow us' (with links to 'Blog', 'Facebook', 'Twitter'), and 'Contact us' (with copyright information: 'Copyright © 2010 Dartfish. Version 1.2.0.1').

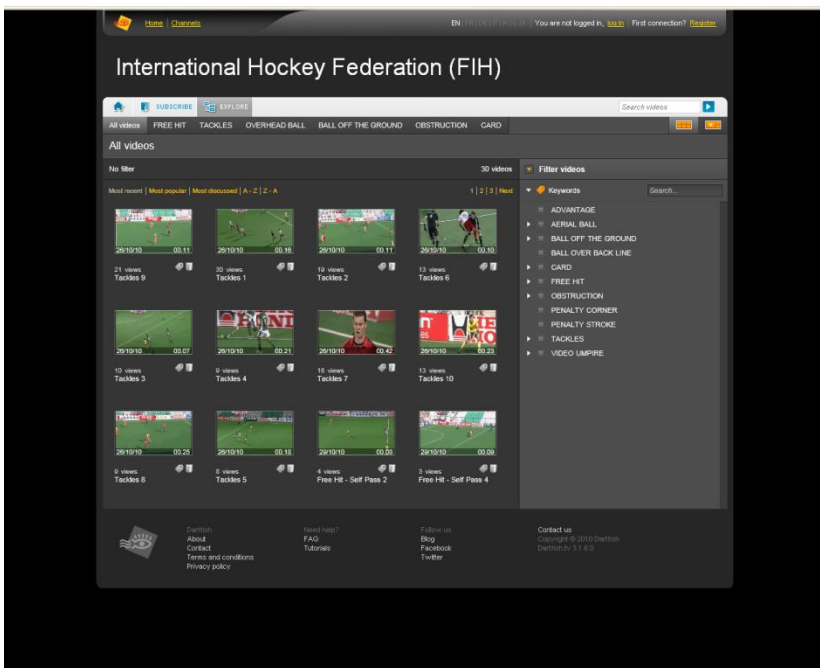
The first steps

On linking to www.dartfish.tv/fih you will be taken to the home page



From the home page you can start to watch a single clip by just clicking on it, or you can explore the contents of the Video Library by clicking on Explore.

Then click on All Videos of International Hockey Federation (FIH) to bring up the following screen. We suggest that you use this function since you will have a better overview of the current contents of the Video Library.



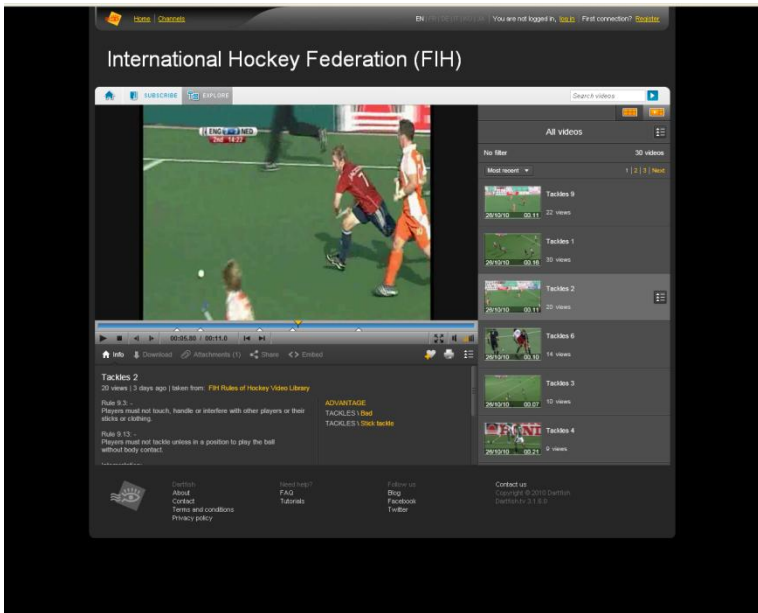
From this page you can start to browse the Video Library and to sort the clips as you wish. As you can see at the top of the page there are short cuts to the different categories of clips (e.g. Tackles, Free Hit etc.). By clicking on one of these categories the relevant clips will be displayed (to the right of the All Videos of the International Hockey Federation (FIH)).

Otherwise you can start a more defined search using the 'key words' on the right hand side of the page. Expand the filter by clicking on the white triangles. Only the clips tagged with the selected key words will be displayed.

Analysis of the clips

Once you have selected the clip you are interested in, just click on it to open it (assuming that Windows Silverlight is installed on your computer).

The Dartfish player will open and you will be able to watch the video. If Windows Silverlight is not installed on your computer, the system will guide you through the installation process.



The player gives you all of the usual features to watch the clip, including play, stop, pause, previous/next frame, forwards and backwards.

Below the clip, under the 'Info' tab, you will find the actual wording of the Rule or Rules and any relevant guidance. The interpretation related to the specific clip is included below the Rule.

Under 'Attachments' you will find the PDF file of the relevant slide or slides from the current FIH Umpires Briefing for 2011.

In the time-line for each clip you will be able to see the 'key moments'. These are identified by the white triangles and allow users to select individual points of interest in each clip. Either use your cursor to hover over description of the 'key moment' or click on it to show the relevant frame of the video.

Having viewed a video, the screen will give you four options – Replay, Download, Share and Print.

There is also a 'Download' option next to the 'Info' tab, below the video, where registered users (only) have two possibilities: -

1. To download videos onto your computer, click on the download link and follow the instructions
2. To download the videos with the Rules, guidance and interpretation text, attachments, 'key words' and 'key moments' you will need to download your personal Dartfish Player. NB. This Player needs to be installed onto your computer – to do this, click on the Dartfish Player download link and follow the instructions.

Please also see the section below regarding the Player

Under the 'Share' tab you have the possibility to share the link of the specific clip with any of your e-mail contacts.

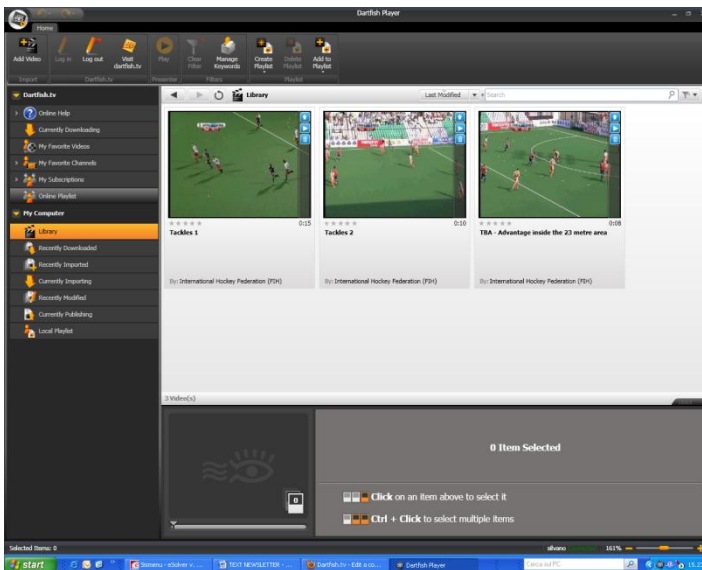
Under the 'Embed' tab you will find the html code to embed the video in your own web site.

You can use 'Print' option to print off the Rules descriptions, guidance and the 'key moments' snap shots and comments.

Dartfish Player for your personal off-line Video Library

One of the most powerful tools of the Dartfish platform is the possibility for users to create their own personal Video Library on their computer and to be able to use it off-line

To do this it is necessary to download the Dartfish Player 1.1 free software from the 'free download' link shown alongside the Dartfish logo at the bottom of the video clip. Click on the link and follow the instructions. The following screen should result: -



Once installed on your computer you will have exactly the same platform as you have on when you are on-line on the Internet.

You can use the software: -

1. On-line to watch and download the clips you are interested in (with the option to download multiple videos)
2. Off-line to browse and watch your own Video Library with exactly the same features as the web based Video Library



This functionality will be particularly useful for Umpire Managers, Umpire Coaches and Umpiring Course Conductors who need to present clips where Internet access or an Internet connection is either difficult or unavailable.

It is suggested that users should create their own Video Library, so that it is possible to keep it updated with the latest videos and is permanently available on your computer.

Please use and enjoy the
FIH RULES OF HOCKEY VIDEO LIBRARY
at
www.dartfish.tv/fih

Please send any comments or suggestions regarding the Video Library to info@fih.ch